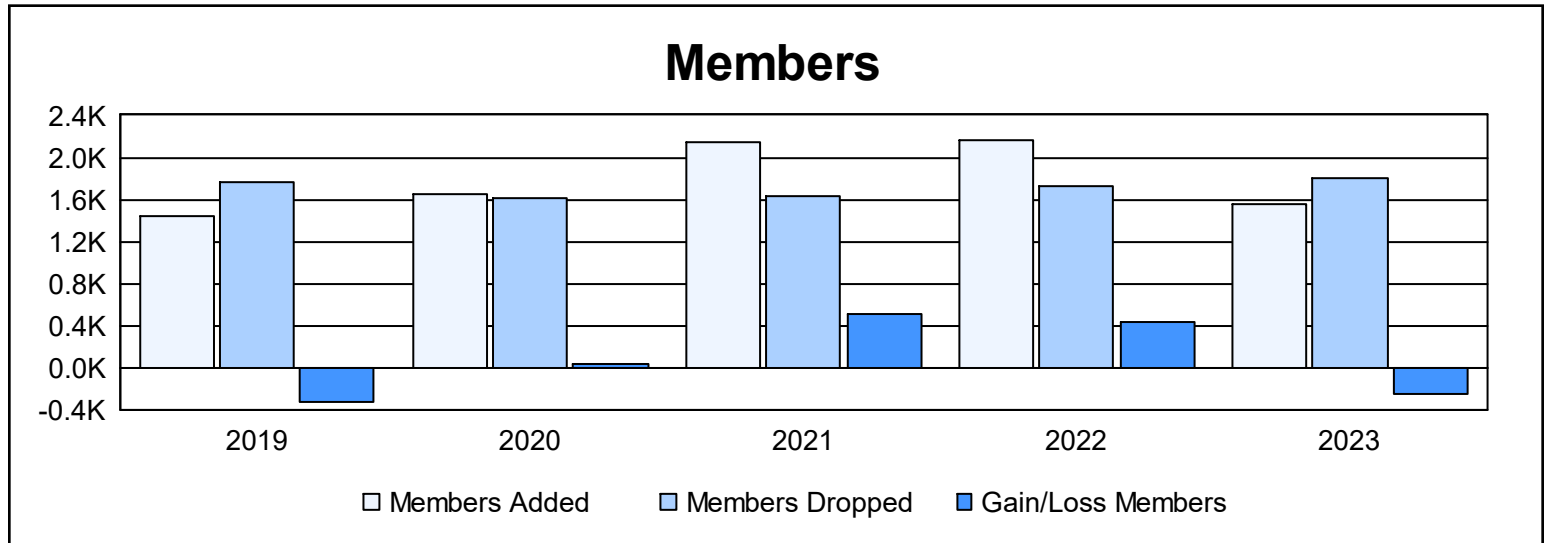
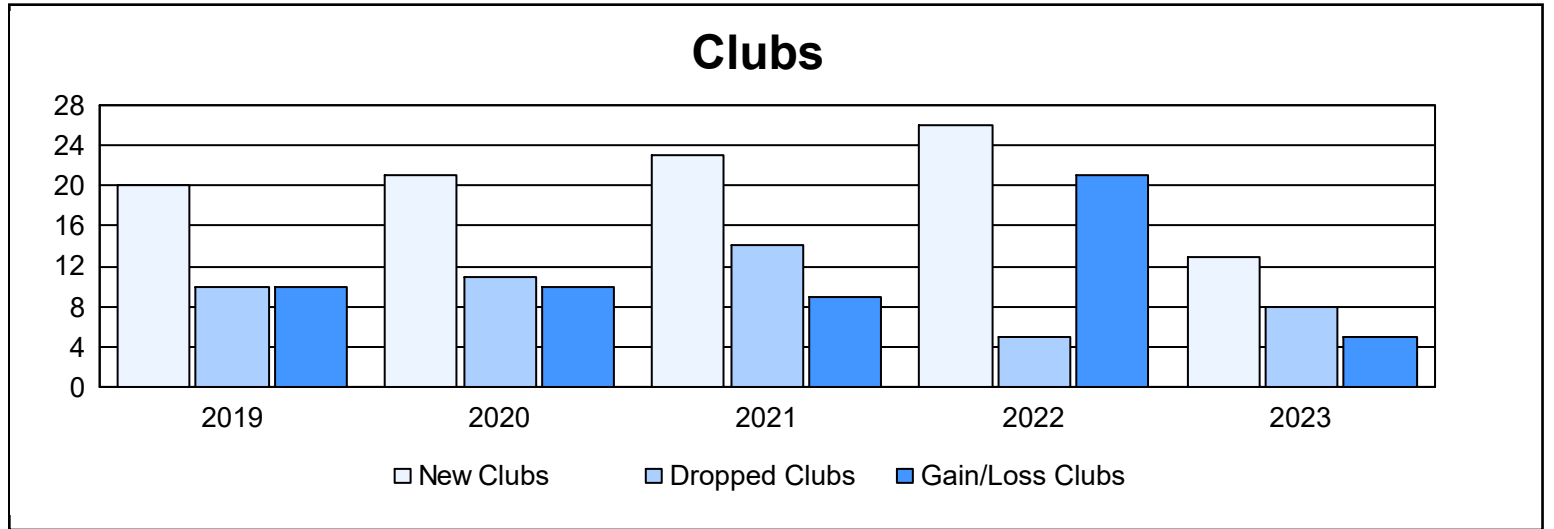
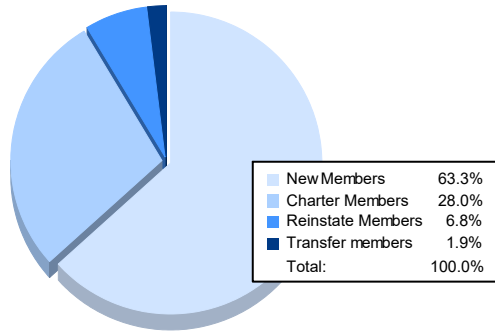


Year	New Clubs	Dropped Clubs	Gain/ Loss Clubs	New Members	Charter Members	Reinstate Members	Transfer Members	Total Member Added	Total Members Dropped	Gain/ Loss Members
2018-2019	20	10	10	777	545	73	40	1,435	1,770	-335
2019-2020	21	11	10	932	560	88	61	1,641	1,606	35
2020-2021	23	14	9	1,328	643	130	35	2,136	1,626	510
2021-2022	26	5	21	1,253	732	122	47	2,154	1,728	426
2022-2023	13	8	5	984	435	106	29	1,554	1,796	-242
Average	21	10	11	1,055	583	104	42	1,784	1,705	79



Membership Composition June 2023 Cumulative



Gender Composition June 2023 Cumulative

